

DOCUMENT RESUME

ED 116 751

JC 760 070

TITLE Applications, Acceptances and Registrations, Fall 1975. Student Flow Project, Report No. 2.  
 INSTITUTION Hawaii Univ., Honolulu. Community Coll. System.  
 REPORT NO R-2  
 PUB DATE Dec 75.  
 NOTE 9p.; For related documents, see JC 760 069 and 071

EDRS PRICE MF-\$0.76 HC-\$1.58 Plus Postage  
 DESCRIPTORS \*College Admission; Community Colleges; Enrollment Rate; General Education; \*Junior Colleges; Junior College Students; Liberal Arts; School Registration; \*Student Application; \*Student Enrollment; Transfer Students; Vocational Education  
 IDENTIFIERS \*Hawaii

ABSTRACT

This report presents the findings of one of several studies intended to form a basis for the development of the student flow model for the Hawaii community college system. In fall 1975, 9,508 students new to higher education and 4,123 transfer students applied for admission to the seven community colleges; 8,886 (94 percent) of the new students and 3,619 (88 percent) of the transfer student applicants were admitted. Three-fourths of the admitted new students and two-thirds of the admitted transfer students actually enrolled. Of the 4,636 new students applying for admission to the liberal arts programs, 4,425 (95.4 percent) were accepted and 3,293 (74.4 percent of those accepted) actually enrolled. Of the 4,073 new students applying for admission to the vocational education programs, 3,711 (91.1 percent) were accepted and 2,751 (74.1 percent of those accepted) actually enrolled. Of the 1,733 transfer students applying for admission to the liberal arts programs, 1,538 (88.7 percent) were accepted and 1,007 (65.5 percent of those accepted) actually enrolled. Of the 1,607 transfer students applying for admission to the vocational education programs, 1,333 (82.9 percent) were accepted and 929 (69.7 percent of those accepted) actually enrolled. Additional tabular data on applications, acceptances, and registrations are provided by sex and institution. (DC)

\*\*\*\*\*  
 \* Documents acquired by ERIC include many informal unpublished \*  
 \* materials not available from other sources. ERIC makes every effort \*  
 \* to obtain the best copy available. Nevertheless, items of marginal \*  
 \* reproducibility are often encountered and this affects the quality \*  
 \* of the microfiche and hardcopy reproductions ERIC makes available \*  
 \* via the ERIC Document Reproduction Service (EDRS). EDRS is not \*  
 \* responsible for the quality of the original document. Reproductions \*  
 \* supplied by EDRS are the best that can be made from the original. \*  
 \*\*\*\*\*

U.S. DEPARTMENT OF HEALTH,  
EDUCATION & WELFARE  
NATIONAL INSTITUTE OF  
EDUCATION

THIS DOCUMENT HAS BEEN REPRO-  
DUCED EXACTLY AS RECEIVED FROM  
THE PERSON OR ORGANIZATION ORIGIN-  
ATING IT. POINTS OF VIEW OR OPINIONS  
STATED DO NOT NECESSARILY REPRESENT  
OFFICIAL NATIONAL INSTITUTE OF  
EDUCATION POSITION OR POLICY

APPLICATIONS, ACCEPTANCES AND REGISTRATIONS

Fall 1975

Report No. 2

Student Flow Project

December 1975

Office of the Chancellor for Community Colleges  
Institutional Research Unit  
University of Hawaii

ED116751

7C 760 070

## APPLICATIONS, ACCEPTANCES AND REGISTRATIONS\*

FALL 1975

Fall 1975 applications for admission to the seven community colleges in the University of Hawaii numbered 9,508 from students new to higher education and 4,123 from transfer students. The community colleges accepted 8,886 or 94 percent of new student applicants and 3,619 or 88 percent of transfer student applicants. Figure 1 shows that three-fourths of the admitted new students and two-thirds of the admitted transfer students actually enrolled in the community colleges.

### A. Students, by Sex

Details on applications, acceptances and registrations, by sex and campus, are found in Table 1. For the community colleges as a whole:

1. Slightly higher proportions of males than females were accepted in the new and transfer groups.
2. Slightly higher proportions of males than females actually registered in Fall 1975.
3. Slightly higher proportions of males and females in the new student group were accepted than in the transfer student group.
4. The large majority (at least 90 percent) of entering new and transfer students enrolled at the campus of their first choice.

An examination of Table 1 in terms of campus statistics shows:

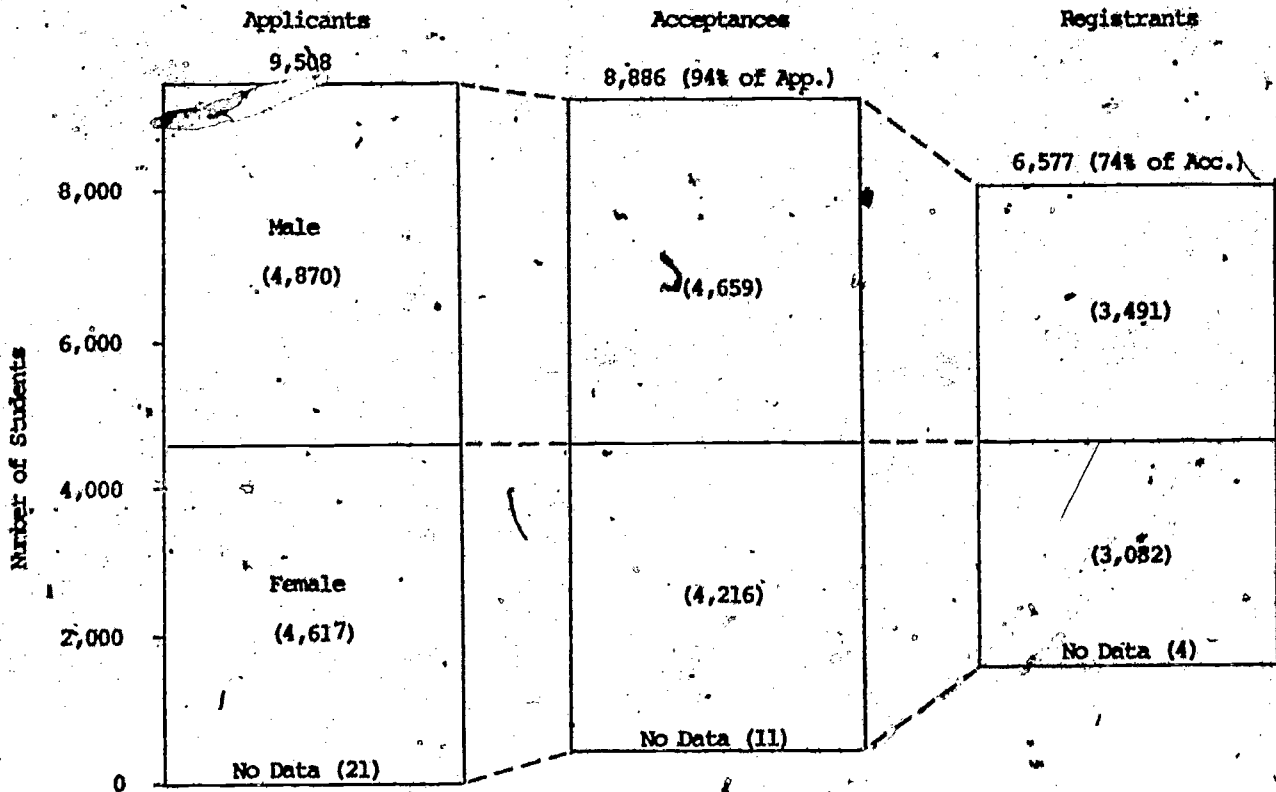
1. There is a range in the proportion of applicants accepted:
  - a. New students: Honolulu (98%) and Leeward (96%) to Kapiolani (86%).
  - b. Transfer students: Honolulu (96%) and Kauai (95%) to Kapiolani (76%).
2. The range in the proportion of accepted students actually enrolling in Fall 1975 was:
  - a. New students: Maui (78%) and Kapiolani (77%) to Hawaii (69%) and Windward (68%).
  - b. Transfer students: Maui (73%), and Leeward (70%) to Hawaii (59%) and Windward (56%).

\*Tables are found at the end of the text.


**FIGURE 1**  
**APPLICANTS, ACCEPTANCES AND REGISTRANTS**  
**NEW AND TRANSFER STUDENTS, BY-SEX**  
**Fall 1975**

Community Colleges

**A. NEW STUDENTS**



**B. TRANSFER STUDENTS**



B. Students, by Program.

Data on applications, acceptances and registrations, by program and campus, are found in Table 2 and illustrated in Figure 2. For the community colleges as a whole:

1. Acceptances: 95 percent of new student applicants and 89 percent of transfer student applicants were accepted for the liberal arts program; the respective percentages for vocational education programs were 91 and 83.
2. Registrations: 74 percent of new student acceptances and 66 percent of transfer student acceptances actually enrolled in the liberal arts program while 74 and 70 percent, respectively, did so in vocational education programs.
3. Choice: 65 percent of new and 90 percent of transfer students in the liberal arts program were enrolled at the campus of their first choice. In the vocational education programs 71 percent of new and 97 percent of transfer students were at the campus of their first choice.

An analysis of campus figures shows:

1. New students:

- a. Liberal arts program: The proportion of acceptances ranged from Hawaii (98%) to Maui (92%). The proportion of acceptances actually enrolled ranged from Maui (78%) and Leeward (77%) to Hawaii (58%).
- b. Vocational education program: The proportion of acceptances ranged from Windward (100%) with 15 students and Honolulu (99%) to Kapiolani (80%). The proportion of acceptances actually enrolled ranged from Maui (79%) to Windward (60%) with a limited program.

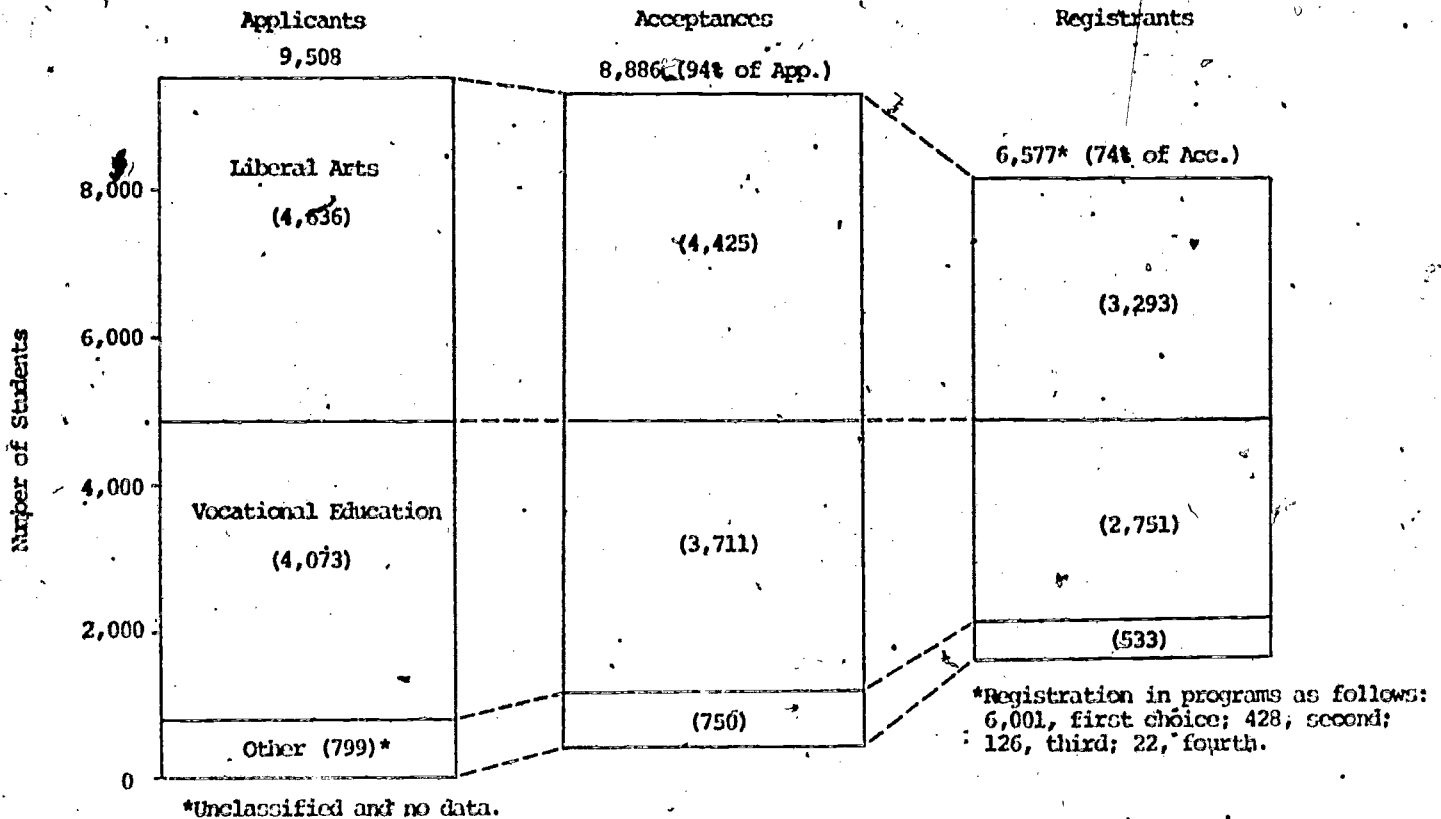
2. Transfer students:

- a. Liberal arts program: The percentage of acceptances ranged from Hawaii and Kauai (96%) to Kapiolani (81%). Proportions actually registering ranged from Leeward and Maui (71%) to Hawaii (45%).
- b. Vocational education program: The percentage of acceptances ranged from Windward (100%) with 7 students and Honolulu (99%) to Kapiolani (72%). Proportions actually registering ranged from Maui (74%) and Leeward (73%) to Windward (57%).

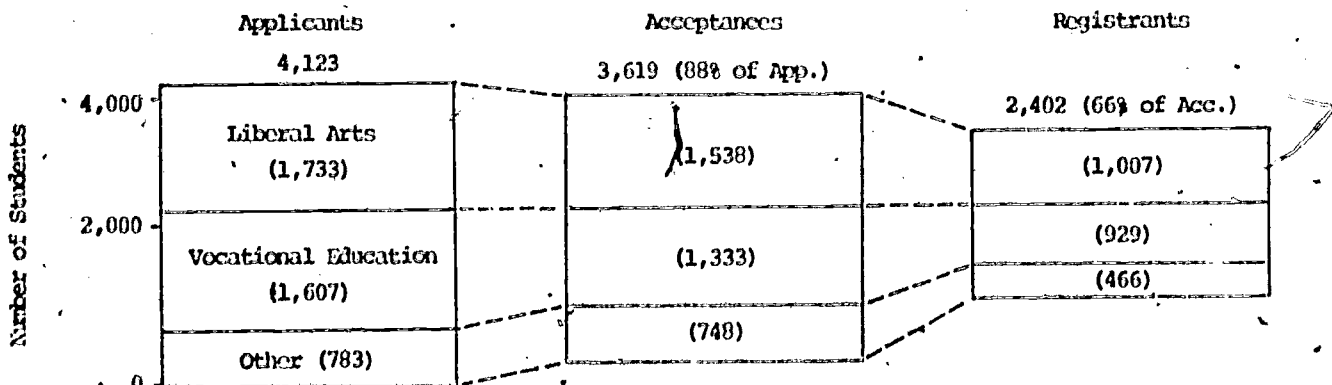
**FIGURE 2**  
**APPLICANTS, ACCEPTANCES AND REGISTRANTS**  
**NEW AND TRANSFER STUDENTS, BY PROGRAM**  
**Fall 1975**

Community Colleges

**A. NEW STUDENTS**



**B. TRANSFER STUDENTS**



C. Concluding Comment

Unfortunately historical data on applications, acceptances and registrations are not available for the seven community colleges in the University of Hawaii. As part of the Student Flow Project, such data will be collected and analyzed for each fall semester, at least, so that comparative studies will be possible in a few years.

UNIVERSITY OF CALIF.  
LOS ANGELES

FEB 13 1976

CLEARINGHOUSE FOR  
JUNIOR COLLEGES

TABLE I  
 APPLICANTS, ACCEPTANCES, AND REGISTRATIONS  
 NEW AND TRANSFER STUDENTS, BY SEX  
 FALL 1975

| Campus       | NEW STUDENTS |             |                 |             |              |                   | TRANSFER STUDENTS |            |             |       |             |                 |                   |              |       |     |     |     |
|--------------|--------------|-------------|-----------------|-------------|--------------|-------------------|-------------------|------------|-------------|-------|-------------|-----------------|-------------------|--------------|-------|-----|-----|-----|
|              | Applicants   | Acceptances |                 | Registrants |              | Choice of Student |                   | Applicants | Acceptances |       | Registrants |                 | Choice of Student |              |       |     |     |     |
|              |              | No.         | % of Applicants | No.         | % of Accept. | 1st               | 2nd               |            | 3rd         | 4th   | No.         | % of Applicants | No.               | % of Accept. | 1st   | 2nd | 3rd | 4th |
| TOTAL        | 9,508        | 8,886       | 93.5            | 6,577       | 74.0         | 6,001             | 428               | 126        | 22          | 4,123 | 3,619       | 87.8            | 2,402             | 66.4         | 2,254 | 102 | 39  | 7   |
| Male         | 4,870        | 4,659       | 95.7            | 3,491       | 74.9         |                   |                   |            |             | 2,008 | 1,831       | 91.2            | 1,248             | 68.2         |       |     |     |     |
| Female       | 4,617        | 4,216       | 91.3            | 3,082       | 73.1         |                   |                   |            |             | 2,097 | 1,776       | 84.7            | 1,152             | 64.9         |       |     |     |     |
| No Data      | 21           | 11          | 52.4            | 4           | 36.4         |                   |                   |            |             | 18    | 12          | 66.7            | 2                 | 16.7         |       |     |     |     |
| Hawaii CC    | 928          | 868         | 93.5            | 600         | 69.1         | 566               | 31                | 3          | 0           | 280   | 251         | 89.6            | 148               | 59.0         | 143   | 3   | 2   | 0   |
| Male         | 486          | 453         | 93.2            | 321         | 70.9         |                   |                   |            |             | 130   | 121         | 93.1            | 71                | 58.7         |       |     |     |     |
| Female       | 438          | 412         | 94.1            | 279         | 67.7         |                   |                   |            |             | 150   | 130         | 86.7            | 77                | 59.2         |       |     |     |     |
| No Data      | 4            | 3           | 75.0            |             |              |                   |                   |            |             |       |             |                 |                   |              |       |     |     |     |
| Honolulu CC  | 1,875        | 1,837       | 98.0            | 1,313       | 71.5         | 1,167             | 97                | 44         | 5           | 817   | 780         | 95.5            | 518               | 66.4         | 477   | 25  | 14  | 2   |
| Male         | 1,304        | 1,282       | 98.3            | 939         | 73.2         |                   |                   |            |             | 535   | 513         | 95.9            | 334               | 65.1         |       |     |     |     |
| Female       | 571          | 555         | 97.2            | 374         | 67.4         |                   |                   |            |             | 280   | 265         | 94.6            | 184               | 69.4         |       |     |     |     |
| No Data      |              |             |                 |             |              |                   |                   |            |             | 2     | 2           | 100.0           |                   |              |       |     |     |     |
| Kapiolani CC | 2,214        | 1,893       | 85.5            | 1,457       | 77.0         | 1,263             | 151               | 37         | 6           | 1,064 | 812         | 76.3            | 540               | 66.5         | 505   | 22  | 9   | 4   |
| Male         | 723          | 682         | 91.6            | 501         | 75.7         |                   |                   |            |             | 396   | 332         | 83.8            | 225               | 67.8         |       |     |     |     |
| Female       | 1,485        | 1,230       | 82.8            | 956         | 77.7         |                   |                   |            |             | 660   | 476         | 72.1            | 315               | 66.2         |       |     |     |     |
| No Data      | 6            | 1           | 16.7            |             |              |                   |                   |            |             | 8     | 4           | 50.0            |                   |              |       |     |     |     |
| Kauai CC     | 483          | 456         | 94.4            | 334         | 73.2         | 323               | 6                 | 3          | 2           | 254   | 240         | 94.5            | 151               | 62.9         | 146   | 5   | 0   | 0   |
| Male         | 246          | 236         | 95.9            | 168         | 71.2         |                   |                   |            |             | 108   | 106         | 98.1            | 66                | 62.3         |       |     |     |     |
| Female       | 230          | 215         | 93.5            | 162         | 75.3         |                   |                   |            |             | 141   | 131         | 92.9            | 83                | 63.4         |       |     |     |     |
| No Data      | 7            | 5           | 71.4            | 4           | 80.0         |                   |                   |            |             | 5     | 3           | 60.0            | 2                 | 66.7         |       |     |     |     |
| Leeward CC   | 2,687        | 2,578       | 95.9            | 1,948       | 75.6         | 1,805             | 104               | 33         | 6           | 1,008 | 891         | 88.4            | 625               | 70.1         | 582   | 35  | 7   | 1   |
| Male         | 1,462        | 1,411       | 96.5            | 1,093       | 77.5         |                   |                   |            |             | 514   | 462         | 89.9            | 354               | 76.6         |       |     |     |     |
| Female       | 1,225        | 1,167       | 95.3            | 855         | 73.3         |                   |                   |            |             | 494   | 429         | 86.8            | 271               | 68.2         |       |     |     |     |
| Maui CC      | 762          | 719         | 94.4            | 560         | 77.9         | 545               | 14                | 1          | 0           | 380   | 352         | 92.6            | 256               | 72.7         | 250   | 3   | 3   | 0   |
| Male         | 366          | 344         | 94.0            | 280         | 81.4         |                   |                   |            |             | 177   | 165         | 93.2            | 120               | 72.7         |       |     |     |     |
| Female       | 394          | 375         | 95.2            | 280         | 74.7         |                   |                   |            |             | 201   | 165         | 82.0            | 136               | 73.5         |       |     |     |     |
| No Data      | 2            |             |                 |             |              |                   |                   |            |             | 2     | 2           | 100.0           |                   |              |       |     |     |     |
| Windward CC  | 559          | 535         | 95.7            | 365         | 68.2         | 332               | 25                | 5          | 3           | 320   | 293         | 91.6            | 164               | 56.0         | 151   | 9   | 4   | 0   |
| Male         | 283          | 271         | 95.8            | 189         | 69.7         |                   |                   |            |             | 148   | 132         | 89.2            | 78                | 59.1         |       |     |     |     |
| Female       | 274          | 262         | 95.6            | 176         | 67.2         |                   |                   |            |             | 171   | 160         | 93.6            | 86                | 53.8         |       |     |     |     |
| No Data      | 2            | 2           | 100.0           |             |              |                   |                   |            |             | 1     | 1           | 100.0           |                   |              |       |     |     |     |



TABLE 2  
 APPLICANTS, ACCEPTANCES AND REGISTRATIONS  
 NEW AND TRANSFER STUDENTS, BY PROGRAM  
 FALL 1975

| Campus              | NEW STUDENTS |                               |                            |                   |       | TRANSFER STUDENTS |     |            |                               |                            |                   |      |       |     |    |   |
|---------------------|--------------|-------------------------------|----------------------------|-------------------|-------|-------------------|-----|------------|-------------------------------|----------------------------|-------------------|------|-------|-----|----|---|
|                     | Applicants   | Acceptances<br>No. Applicants | Registrants<br>No. Accept. | Choice of Student |       |                   |     | Applicants | Acceptances<br>No. Applicants | Registrants<br>No. Accept. | Choice of Student |      |       |     |    |   |
|                     |              |                               |                            | 1st               | 2nd   | 3rd               | 4th |            |                               |                            | 1st               | 2nd  | 3rd   | 4th |    |   |
| <b>TOTAL</b>        | 9,508        | 8,886                         | 6,577                      | 74.0              | 6,001 | 428               | 126 | 22         | 4,123                         | 3,619                      | 2,402             | 66.4 | 2,254 | 102 | 39 | 7 |
| Liberal Arts        | 4,636        | 4,425                         | 3,293                      | 74.4              | 2,858 | 328               | 90  | 17         | 1,733                         | 1,538                      | 1,007             | 65.5 | 902   | 74  | 26 | 5 |
| Vocational Ed       | 4,073        | 3,711                         | 2,751                      | 74.1              | 2,630 | 85                | 31  | 5          | 1,607                         | 1,333                      | 929               | 69.7 | 905   | 15  | 7  | 2 |
| Other*              | 799          | 750                           | 533                        | 71.1              | 513   | 15                | 5   |            | 783                           | 748                        | 466               | 62.3 | 447   | 13  | 6  | 0 |
| <b>Hawaii CC</b>    | 928          | 868                           | 600                        | 69.1              | 566   | 31                | 3   | 0          | 280                           | 251                        | 148               | 59.0 | 143   | 3   | 2  | 0 |
| Liberal Arts        | 285          | 279                           | 182                        | 65.1              | 189   | 11                | 1   |            | 81                            | 78                         | 35                | 44.9 | 32    | 1   | 2  |   |
| Vocational Ed       | 549          | 497                           | 381                        | 76.7              | 365   | 14                | 2   |            | 135                           | 109                        | 73                | 67.0 | 71    | 2   | 0  |   |
| Other               | 94           | 92                            | 57                         | 62.0              | 51    | 6                 | 0   |            | 64                            | 64                         | 40                | 62.5 | 40    | 0   | 0  |   |
| <b>Honolulu CC</b>  | 1,875        | 1,837                         | 1,313                      | 71.5              | 1,167 | 97                | 44  | 5          | 817                           | 780                        | 518               | 66.4 | 477   | 25  | 14 | 2 |
| Liberal Arts        | 610          | 594                           | 402                        | 68.8              | 286   | 75                | 33  | 3          | 265                           | 233                        | 154               | 66.1 | 122   | 20  | 11 | 1 |
| Vocational Ed       | 1,139        | 1,121                         | 815                        | 73.1              | 785   | 22                | 6   | 2          | 434                           | 429                        | 285               | 66.4 | 278   | 4   | 2  | 1 |
| Other               | 126          | 122                           | 96                         | 78.7              | 96    | 0                 | 0   | 0          | 118                           | 118                        | 79                | 66.9 | 77    | 1   | 1  | 0 |
| <b>Kapiolani CC</b> | 2,214        | 1,893                         | 1,457                      | 77.0              | 1,263 | 151               | 37  | 6          | 1,064                         | 812                        | 540               | 66.5 | 505   | 22  | 9  | 4 |
| Liberal Arts        | 763          | 717                           | 575                        | 80.2              | 469   | 107               | 15  | 3          | 140                           | 113                        | 71                | 62.8 | 62    | 6   | 0  | 3 |
| Vocational Ed       | 1,473        | 1,014                         | 769                        | 75.8              | 714   | 35                | 17  | 3          | 721                           | 516                        | 368               | 71.3 | 356   | 6   | 5  | 1 |
| Other               | 178          | 162                           | 113                        | 70.0              | 99    | 9                 | 5   | 0          | 203                           | 183                        | 101               | 55.2 | 87    | 10  | 4  | 0 |
| <b>Kaui CC</b>      | 483          | 456                           | 334                        | 73.2              | 323   | 6                 | 3   | 2          | 254                           | 240                        | 151               | 62.9 | 146   | 5   | 0  | 0 |
| Liberal Arts        | 180          | 172                           | 129                        | 75.0              | 121   | 5                 | 1   | 2          | 88                            | 84                         | 51                | 60.7 | 47    | 4   |    |   |
| Vocational Ed       | 204          | 189                           | 137                        | 72.1              | 134   | 1                 | 2   | 0          | 45                            | 32                         | 26                | 70.3 | 26    | 0   |    |   |
| Other               | 99           | 94                            | 68                         | 72.3              | 68    | 0                 | 0   | 0          | 121                           | 119                        | 74                | 62.2 | 73    | 1   |    |   |
| <b>Leeward CC</b>   | 2,687        | 2,578                         | 1,948                      | 75.6              | 1,895 | 104               | 33  | 6          | 1,008                         | 891                        | 625               | 70.1 | 582   | 35  | 7  | 1 |
| Liberal Arts        | 1,928        | 1,855                         | 1,430                      | 77.1              | 1,302 | 93                | 29  | 6          | 707                           | 616                        | 438               | 71.1 | 398   | 32  | 7  | 1 |
| Vocational Ed       | 594          | 574                           | 412                        | 71.3              | 397   | 11                | 4   | 0          | 174                           | 154                        | 113               | 73.4 | 111   | 2   | 0  | 0 |
| Other               | 165          | 149                           | 106                        | 71.1              | 168   | 0                 | 0   | 0          | 127                           | 121                        | 74                | 61.2 | 73    | 1   | 0  | 0 |
| <b>Maui CC</b>      | 762          | 719                           | 560                        | 77.9              | 545   | 14                | 1   | 0          | 380                           | 352                        | 256               | 72.7 | 250   | 3   | 3  | 0 |
| Liberal Arts        | 381          | 351                           | 272                        | 77.5              | 269   | 12                | 1   |            | 178                           | 165                        | 117               | 70.9 | 112   | 2   | 3  |   |
| Vocational Ed       | 299          | 289                           | 228                        | 78.6              | 226   | 2                 | 0   |            | 91                            | 81                         | 60                | 74.1 | 59    | 1   | 0  |   |
| Other               | 82           | 78                            | 60                         | 76.9              | 60    | 0                 | 0   |            | 111                           | 106                        | 79                | 74.5 | 79    | 0   | 0  |   |
| <b>Windward CC</b>  | 559          | 535                           | 365                        | 68.2              | 332   | 25                | 5   | 3          | 320                           | 293                        | 164               | 56.0 | 151   | 9   | 4  | 0 |
| Liberal Arts        | 489          | 467                           | 323                        | 69.2              | 299   | 25                | 5   | 3          | 274                           | 249                        | 141               | 58.6 | 129   | 9   | 3  |   |
| Vocational Ed       | 15           | 15                            | 9                          | 60.0              | 9     | 0                 | 0   | 0          | 7                             | 7                          | 4                 | 57.1 | 4     | 0   | 0  |   |
| Other               | 55           | 53                            | 33                         | 62.3              | 33    | 0                 | 0   | 0          | 39                            | 37                         | 19                | 51.4 | 18    | 0   | 1  |   |

\*Other\* includes the unclassified students and a very small number of students with "no data".